



Let the light in  
with a conservatory  
or lantern roof



**PARAMOUNT**  
HOME IMPROVEMENTS



# Enhance your living space with a conservatory or orangery

You need more living space - but with so many options to choose from, how do you decide which is best for your family?

## Did you know?

- Conservatories don't typically require planning permission\*
- Adding a conservatory or orangery is highly likely to boost your property value
- A conservatory or orangery gives you additional living space all year round
- Liniar's conservatories and orangeries are individually designed and built to meet your exact requirements
- You can choose from white, coloured or woodgrain effect frames

Using the latest technology to deliver the most energy efficient windows, doors and glazed roofs in the UK, the Liniar range is designed to match perfectly, with a single point of guarantee.

Whether you're looking to create a bright study, a light and airy kitchen extension, a family room with plenty of natural light or a garden room which opens right up in the summer, the Liniar range has something that'll suit your lifestyle.

\*Visit [www.planningportal.gov.uk/permission](http://www.planningportal.gov.uk/permission) for further details



# The **Liniar** difference

When choosing a new glazed extension for your home, it's important to select an installer that you trust. It's equally important to ensure the product range they install will give you the most attractive and long-lasting results.

The Liniar range of windows was designed from scratch in 2007 and remains one of the most modern, innovative, exciting and thermally efficient ranges available in the UK.

A conservatory or orangery that's built using Liniar windows, doors and roof systems will not only result in a beautiful installation, it will help you to save energy costs through its clever patented design features.

The standard white conservatory, whilst still popular, has been joined by stunning orangery-style buildings with soaring Elevate lantern roofs and bi-folding doors opening up to the garden. Frames can be made in a rainbow of colours, for the perfect enhancement to the style of your home – from cutting-edge contemporary to traditional and homely.

*Ask your installer for Liniar!*

## Made in Britain

Liniar PVCu profiles are designed, extruded and foiled in the heart of the UK at a purpose-built facility in Derbyshire.

Profiles are manufactured into finished products by a range of nationwide specialist fabricators all over the UK.



Liniar's in-house lamination team adds factory-fitted coloured foils to PVCu profiles to help give the appearance of timber or aluminium – at a fraction of the price. Add accreditation such as British Standards kitemarks, Secured By Design, Quality Management Systems and Environmental Management, backed up by full fitting guides and care instructions, and you'll be glad you chose Liniar.



# More than a conservatory

Considering the main use for your new room will help you determine the products you require to make it happen.

Maybe you're looking for a bigger kitchen or dining space, or a quiet room to relax in. A brick or timber-built extension with a stunning Elevate lantern roof will flood the space with natural light... add a bi-folding door such as the Queen's Award-winning Liniar ModLok™ and you'll have a new room to be proud of.

The shape of your Liniar roof can be designed to suit your needs and your existing building layout – from a small lantern to a huge combination conservatory roof. Every single Liniar roof is made to order, to your exact dimensions, with all the components required for an expert fit.

You can choose from different Liniar window and door types and styles to fit under your roof for a finish that's totally unique to you and your property.

Choose self-cleaning glass for a low-maintenance solution, and add a solar control coating or extra ventilation if the location is likely to be sunny.

Your Liniar stockist will be more than happy to advise on the possible solutions and structure for your lifestyle, needs and budget.

**With a Liniar glazed extension, the sky really is the limit!**

The following pages will give you some inspiration and ideas for the different shapes, styles and colours of conservatory available to you. Whatever your lifestyle, Liniar can help to create a space for you and your family to enjoy throughout the year.



# An energy efficient installation





Installing new, thermally efficient windows, doors and roofs in your home is one of the most effective ways to decrease your energy bill and carbon footprint.



## Energy ratings explained

Liniar's innovative, multi-chambered PVCu profile design is one of the main factors which allows our frames to outperform against our competitors' products.

The Window Energy Rating Scheme is the UK's national system for rating the energy efficiency of windows. Its energy labels are similar to those you've seen on household appliances, with a scale that runs from A+ to G and indicates the following:

-  How well the window will contain and conserve heat within your home during the winter
-  How well the window keeps out the elements
-  If the window resists condensation on the inside
-  If the window contributes to improved sound insulation



While conservatories aren't currently included in the Window Energy Rating Scheme, Liniar is already one step ahead. Our windows and doors can achieve an A++ rating\*, and the design of our EnergyPlus roof caps, together with a range of insulation and weather-sealing design enhancements, mean a Liniar conservatory is one of the most thermally efficient you can buy – so you can enjoy your conservatory throughout the year.

**\*Individual stockists may offer different ratings**



## Lean-to

The lean-to conservatory – also known as a ‘sunroom’ – is a great choice if you’re working with a tight budget. This type of conservatory offers one of the most straightforward solutions for bungalows or porches.

Typically rectangular with a low pitched roof, this type of conservatory is ideal for height restricted locations and mixes clean lines with a modern feel. The lean-to conservatory can also be combined with other styles to create a combination conservatory.





## Victorian

One of the most popular conservatory styles, the Victorian conservatory adds style and elegance to any property.

A faceted projection of three to five sides allows you to create a spacious room with a pleasing appearance. Attractive and versatile, the Victorian conservatory can be designed to suit the space you have available – from a large garden to a small patio.







## Edwardian

The Edwardian conservatory – also called a Georgian – is similar to the Victorian conservatory with one main difference. The footprint of the Edwardian is square or rectangular, giving it a more traditional appearance.

This conservatory style's imposing presence and finishing touches allow you to maximise your available floor and living space whilst maintaining the character of your property.



## Gable

Very similar to the Edwardian conservatory, a Gable type conservatory features a traditional apex roof combined with a striking front elevation, which is glazed right up to the apex.

A beautiful fit with bi-fold doors, the Gable adds a classic feel to period properties, bringing a distinct elegance to your home.







## elevate **Lantern roof**

Slim sightlines, vast expanses of glass and clean lines make the Elevate lantern roof a stunning addition to any home or orangery. The Elevate lantern roof is made to order in kit format up to 2.4 metres x 5.4 metres. The kit includes everything needed from start to finish – and installation takes less than 30 minutes! That means less disruption and noise for you.

Available in a wide variety of colours, the lantern roof can be foiled to match your windows perfectly or choose a different colour for a bold appearance. Available with or without transoms, depending on the size of your lantern roof – as well as roof vents – your Linar stockist can help you design the perfect Elevate lantern roof for you.





## Combination

Combining a range of styles to fit individual properties and gardens, the combination style conservatory offers the ultimate in flexibility.

If you need two separate living areas, why not combine a Victorian and a lean-to to give your extension a 'P' shape or maybe you'd prefer a 'T' or 'B' shaped space? The possibilities of what you could do with your conservatory are only limited by the depth of your imagination.







## Orangery

The orangery combines cutting-edge design with maximum light, allowing your family to enjoy the best of both worlds between a conservatory and traditional extension.

Extremely versatile, each elevation allows any combination of masonry, windows and doors, so your orangery is truly bespoke to you. Why not add mood lighting under the eaves of a lantern roof for a beautiful, contemporary design?





# Live life **in colour**

Your choice of PVCu frames is no longer limited to plain white. This means you can match your conservatory or orangery to the style and colour of the rest of your home, for a perfectly co-ordinated appearance.

Choose from a range of colour options, with a choice of different colours inside and out – there are 60 colour combinations on the roof system, and even more for windows and doors.

## Internal colours available:



## External colours available:



● Colours available on the Elevate lantern roof

Liniar foils offer an authentic timber appearance without the ongoing maintenance and are precision factory fitted. The full conservatory and roof range boasts optional accessories and contemporary PVCu finials and cresting for a neat finish. See your stockist for the latest range of accessories to personalise your roof.

The full range of Liniar profiles is guaranteed for 10 years – see [www.liniar.co.uk/guarantees](http://www.liniar.co.uk/guarantees) for details.



Often an afterthought when planning a conservatory or orangery, the glazing options available to you should be one of your considerations at the start. They can make a big difference in the final outcome of your new living space.

The choice of what type of glass to have installed in your conservatory or lantern roof is often overlooked and usually comes down to a matter of personal taste and budget. As a generalisation, glass panels allow more natural light into your property and rainfall would be far less noisy, whilst a polycarbonate roof may give further protection against the sun and glare. Consider where your conservatory will be located and the aspect it will enjoy when choosing which glazing to go for.

Linair conservatories and lantern roofs come with a wide range of glazing solutions. We use Pilkington glass in all of our roofs, one of the most trusted glass suppliers in the UK - and a leader in glass technology.

	U-value 24mm	Solar Heat Rejection	Light Transmittance	UV Protection	Self Cleaning Properties
Activ™ Sunshield Blue	1.0	80%	27%	90%	✓
Activ™ Blue	1.0	67%	50%	86%	✓
Activ™ Bronze	1.0	64%	49%	89%	✓
Activ™ Clear	1.0	52%	72%	72%	✓
Activ™ Clear Low-E	1.2	N/A	72%	61%	✗

**U-value:** A measure of internal heat retention in cooler times of the year. The lower the U-value, the more effective the glass is at keeping the heat in.

**Solar heat rejection:** The percentage of the sun's radiant heat that is reflected in the summer months. The higher the percentage, the more comfortable your conservatory or orangery will be on the warmest days of the year.

# Polycarbonate... what's the difference?

Polycarbonate roofs are perfect when you're installing an oversized lantern roof with more expansive glazed areas. They're lighter than spans of glass, but where else do they differ?

Polycarbonate roofs offer a lower-budget option and block 99% of UV radiation. They also offer superb thermal insulation with U-values as low as 1.3. Other benefits of polycarbonate include further reductions of solar transmission with the Heatguard and Opal tints, as well as reduced glare when Opal, Bronze or Heatguard tints are chosen.

	U-value 25mm/32mm	Solar Heat Rejection 25mm/32mm	Light Transmittance 25mm/32mm	UV Protection
Heatguard/Opal	1.4/1.3	73%/89%	7%	99%
Bronze/Opal	1.4/1.3	64%/77%	8%	99%
Opal	1.4/1.3	57%/52%	28%/33%	99%
Bronze	1.4/1.3	62%/71%	11%/7%	99%
Clear	1.4/1.3	39%/44%	62%/63%	99%

**Light Transmittance:** The percentage of visible light able to pass through your glazing material. The lower the percentage, the lower the glare within your conservatory or orangery.

**UV Protection:** The percentage of the sun's damaging UV rays that are blocked by your glazing material. The higher the percentage, the greater the protection for furniture, fabrics and your family.

# Time to get **planning!**

By now, you've got a good idea of what you want and need for your lifestyle – so what's the next step? We've provided a handy checklist for you to work through to make sure your conservatory is ideal for your needs and will bring your family enjoyment for many years to come.

- 1. Consider its use** – Will be using your new living space as a study? A playroom? A dining area? Somewhere to relax? Once you know what the primary use of your room will be, you'll be able to plan the size and layout of your conservatory. Think about access and openings. Do you want to place furniture or storage against the walls? Or do you want to be able to open up a whole wall with a bi-folding door? You could consider a sliding patio door to give the best of both worlds.
- 2. Consider the position** – South-facing conservatories endure more direct sunlight – so you may need to consider additional ventilation, blinds or high-performance glass, such as ActivTM Sunshield. North-facing conservatories are great for a morning breakfast nook as they catch the early morning sun and west-facing rooms are ideal for relaxing and watching the sunset after a long day.
- 3. Consider the size and shape** – How much of your garden are you willing to use up for your building? You should aim for a size and shape which complements your home and gives you easy access to the garden. Draw up a plan, then mark it out on the garden with masking tape. This way, you can see exactly the area you're planning to cover. Work out whether this will give you the space you need, even down to whether you can fit the furniture you want inside once the walls are built.
- 4. Consider planning and building regulations** – Depending on the size and height of your conservatory, many of these types of extensions are exempt from planning permission – however, regulations can vary significantly across the UK, so it's best to check with your local authority or visit [www.planningportal.gov.uk](http://www.planningportal.gov.uk) for more information.



**5. Consider building materials** – Using Liniar profile to construct your conservatory or lantern roof will ensure a low-maintenance solution together with being more cost-effective than building a timber version. Polycarbonate is more cost-effective than glass, but can also be more difficult to clean and noisier when it rains. You may need solar control glass in order to make the room more comfortable during the warmer parts of the year.

**6. Consider ventilation and heating** – Ensure you install adequate ventilation, so that you can enjoy it year round. You can consider adding roof vents, fans and even air conditioning. For winter, it might be useful to consider building in underfloor heating or extending your central heating system.

**7. Get expert advice** – Planning a conservatory or lantern roof can be a daunting task – but your local Liniar installer can help you every step of the way. Your installer is there to help you find the best solutions for your budget, property and style.

### Accredited for quality

Liniar's customer service and quality assurance are second to none. Guaranteed for 10 years not to discolour, warp, crack or split. Backed by ISO9001 and ISO14001.



# 7 great reasons to choose Liniar

**Innovative** - with built-in patented features, the Liniar range is designed for modern living

**Energy efficient** – designed from scratch to achieve the pinnacle of thermal performance and retain more heat in your property

**Safe and secure** – engineered with built-in security features and approved by independent testing facilities

**British made** – frames are extruded in our state-of-the-art factory in the heart of Derbyshire

**Lead free** – all Liniar profiles are extruded using materials that are 100% lead free

**Quality assured** – manufactured in an ISO 9001 facility with an in-house Quality Control team for your peace of mind

**Guaranteed** – all Liniar frames are guaranteed to not warp, split or discolour for 10 years.



Paramount Home Improvements NE  
Suite 8, Quorm Business Park, Benton Lane,  
Newcastle Upon Tyne, Northumberland, NE12 8EN





# Conservatory

## Roof Systems

A Part of Something Bigger<sup>SM</sup>

BEAUTIFULLY  
BESPOKE  
DESIGNED TO  
YOUR EXACT  
SPECIFICATIONS


- Bespoke roof systems in all shapes and styles
- Thermally efficient, with twin-walled PVCu EnergyPlus caps
- Install with Linar windows and doors for a perfect match
- Aluminium construction with slim internal sight lines
- Solar control and self-cleaning glass options available
- Fast assembly and installation on site
- Patented Glazing Stop retainer prevents glass slippage
- Designed, tested and manufactured in the UK
- Guaranteed for peace of mind (see [liniar.co.uk/guarantees](http://liniar.co.uk/guarantees))

Paramount Home Improvements NE  
Suite 8, Quorm Business Park, Benton Lane,  
Newcastle Upon Tyne, Northumberland, NE12 8EN



### Choose your colour!

#### External:



#### Internal:

